

## ACI Racing Weekend Vallelunga, 15-16 Giugno 2024

### Campionato Italiano GT Endurance - Results Qualifying 3 GTCup

Vallelunga 4.085 m

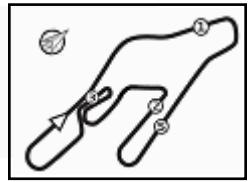
1 / 2

No. Driver	Nat	Entrant	Team	Car	Class	Time	Gap	Rel.	Laps
1 <b>292 FONTANA</b> Alex	CHE	Centri Porsche Ticino	Centri Porsche Ticino	Porsche 911 Cup 992	GTC-GTC2	<b>1'34.171</b>			6
2 <b>122 CAZZANIGA</b> Daniele	ITA	Ebimotors	Ebimotors	Porsche 911 Cup 992	GTC-GTC2	<b>1'34.337</b>	0.166	0.166	4
3 <b>172 SEGÙ</b> Luca	ITA	DL Racing	DL Racing	Lamborghini Huracán ST EVO 2	GTC-GTC1	<b>1'34.343</b>	0.172	0.006	3
4 <b>291 BUSNELLI</b> Max	ITA	Centri Porsche Ticino	Centri Porsche Ticino	Porsche 911 Cup 992	GTC-GTC2	<b>1'34.723</b>	0.552	0.380	6
5 <b>111 PATRINICOLA</b> Simone	ITA	Best Lap	Best Lap	Ferrari 488 Challenge Evo	GTC-GTC1	<b>1'35.483</b>	1.312	0.760	4
6 <b>212 POSTIGLIONE</b> Vito	ITA	Best Lap	Best Lap	Ferrari 488 Challenge Evo	GTC-GTC1	<b>1'35.539</b>	1.368	0.056	6
7 <b>202 CLEMENTI PISANI</b> Alberto	ITA	HC Racing Division	HC Racing Division	Lamborghini Huracán ST EVO 2	GTC-GTC1	<b>1'35.557</b>	1.386	0.018	6
8 <b>127 PERONI</b> Costantino	ITA	Racevent	Racevent	Porsche 911 Cup 992	GTC-GTC2	<b>1'35.655</b>	1.484	0.098	5
9 <b>217 BURATTI</b> Andrea	ITA	EF Racing	EF Racing	Porsche 911 Cup 992	GTC-GTC2	<b>1'36.547</b>	2.376	0.892	6
10 <b>207 MENDEZ</b> Andres	COL	Invictus Corse	Invictus Corse	Lamborghini Huracán ST EVO 2	GTC-GTC1	<b>1'36.728</b>	2.557	0.181	6
11 <b>103 LA MAZZA</b> Francesco	ITA	Easy Race	Easy Race	Ferrari 488 Challenge Evo	GTC-GTC1	<b>1'37.104</b>	2.933	0.376	5
12 <b>272 RIVA</b> Giacomo	ITA	DL Racing	DL Racing	Lamborghini Huracán ST EVO 2	GTC-GTC1	<b>1'38.034</b>	3.863	0.930	6
13 <b>232 KOSIC</b> Matej	SVN	LEMA Racing	LEMA Racing	Lamborghini Huracán ST EVO 2	GTC-GTC1	<b>1'38.688</b>	4.517	0.654	5
14 <b>151 SCHOFIELD</b> Lyle	IRL	SR&R	SR&R	Ferrari 488 Challenge Evo	GTC-GTC1				0

Humidity:	57%	AIR	22°C
Condition:	DRY	Track	31°C

Stewards : Valerio Brizzolari Gabriele Lancieri Roberto Sardelli

Start 15/06/2024 20:16 End 20:27



# ACI Racing Weekend Vallelunga, 15-16 Giugno 2024

## Campionato Italiano GT Endurance - Results Qualifying 3 GTCup

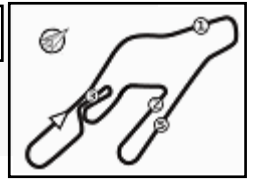
### Penalty and Infringement

### Fastest Laps Sequence

No.	Entrant	Nat	Team	Car	Local Time	Time	Gap	Avg
172	L. SEGÙ	ITA	DL Racing	Lamborghini Huracán ST EVO 2	20:19'29.493	<b>1'34.874</b>		155,006
292	A. FONTANA	SVN	Centri Porsche Ticino	Porsche 911 Cup 992	20:19'34.114	<b>1'34.607</b>	-0.267	155,443
172	L. SEGÙ	ITA	DL Racing	Lamborghini Huracán ST EVO 2	20:21'03.836	<b>1'34.343</b>	-0.264	155,878
292	A. FONTANA	SVN	Centri Porsche Ticino	Porsche 911 Cup 992	20:21'08.285	<b>1'34.171</b>	-0.172	156,163

Stewards : Valerio Brizzolari      Gabriele Lancieri      Roberto Sardelli

15/06/2024      Start 20:16      End 20:27



# ACI Racing Weekend Vallelunga, 15-16 Giugno 2024

## Campionato Italiano GT Endurance - Sectors and Speed Qualifying 3 GTCup

**BEST LAP**

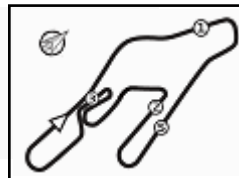
1	<b>292 FONTANA</b> Alex	Porsche 911 Cup 992	1'34.171
2	<b>122 CAZZANIGA</b> Daniele	Porsche 911 Cup 992	1'34.337
3	<b>172 SEGÙ</b> Luca	Lamborghini Huracán ST EVO 2	1'34.343
4	<b>291 BUSNELLI</b> Max	Porsche 911 Cup 992	1'34.723
5	<b>111 PATRINICOLA</b> Simone	Ferrari 488 Challenge Evo	1'35.483
6	<b>212 POSTIGLIONE</b> Vito	Ferrari 488 Challenge Evo	1'35.539
7	<b>202 CLEMENTI PISANI</b> Alberto	Lamborghini Huracán ST EVO 2	1'35.557
8	<b>127 PERONI</b> Costantino	Porsche 911 Cup 992	1'35.655
9	<b>217 BURATTI</b> Andrea	Porsche 911 Cup 992	1'36.547
10	<b>207 MENDEZ</b> Andres	Lamborghini Huracán ST EVO 2	1'36.728
11	<b>103 LA MAZZA</b> Francesco	Ferrari 488 Challenge Evo	1'37.104
12	<b>272 RIVA</b> Giacomo	Lamborghini Huracán ST EVO 2	1'38.034
13	<b>232 KOSIC</b> Matej	Lamborghini Huracán ST EVO 2	1'38.688
14	<b>151 SCHOFIELD</b> Lyle	Ferrari 488 Challenge Evo	

**SPEED**

1	<b>202 CLEMENTI PISANI</b> Alberto	Lamborghini Huracán ST EVO 2	242,2
2	<b>111 PATRINICOLA</b> Simone	Ferrari 488 Challenge Evo	237,4
3	<b>103 LA MAZZA</b> Francesco	Ferrari 488 Challenge Evo	236,3
4	<b>212 POSTIGLIONE</b> Vito	Ferrari 488 Challenge Evo	235,3
5	<b>207 MENDEZ</b> Andres	Lamborghini Huracán ST EVO 2	233,8
6	<b>292 FONTANA</b> Alex	Porsche 911 Cup 992	233,3
7	<b>127 PERONI</b> Costantino	Porsche 911 Cup 992	233,3
8	<b>291 BUSNELLI</b> Max	Porsche 911 Cup 992	232,8
9	<b>232 KOSIC</b> Matej	Lamborghini Huracán ST EVO 2	232,3
10	<b>122 CAZZANIGA</b> Daniele	Porsche 911 Cup 992	232,3
11	<b>217 BURATTI</b> Andrea	Porsche 911 Cup 992	231,8
12	<b>272 RIVA</b> Giacomo	Lamborghini Huracán ST EVO 2	231,3
13	<b>172 SEGÙ</b> Luca	Lamborghini Huracán ST EVO 2	231,3

SEG. 1			SEG. 2			SEG. 3			SEG. 4		
1	<b>122 CAZZANIGA</b> Daniele	12.396	1	<b>292 FONTANA</b> Alex	32.468	1	<b>292 FONTANA</b> Alex	28.380	1	<b>122 CAZZANIGA</b> Daniele	20.469
2	<b>172 SEGÙ</b> Luca	12.433	2	<b>172 SEGÙ</b> Luca	32.529	2	<b>291 BUSNELLI</b> Max	28.533	2	<b>292 FONTANA</b> Alex	20.533
3	<b>292 FONTANA</b> Alex	12.512	3	<b>111 PATRINICOLA</b> Simone	32.757	3	<b>122 CAZZANIGA</b> Daniele	28.655	3	<b>291 BUSNELLI</b> Max	20.651
4	<b>212 POSTIGLIONE</b> Vito	12.515	4	<b>212 POSTIGLIONE</b> Vito	32.779	4	<b>172 SEGÙ</b> Luca	28.673	4	<b>172 SEGÙ</b> Luca	20.708
5	<b>111 PATRINICOLA</b> Simone	12.543	5	<b>122 CAZZANIGA</b> Daniele	32.782	5	<b>127 PERONI</b> Costantino	28.772	5	<b>127 PERONI</b> Costantino	20.883
6	<b>202 CLEMENTI PISANI</b> Albe	12.569	6	<b>291 BUSNELLI</b> Max	32.806	6	<b>202 CLEMENTI PISANI</b> Albe	28.809	6	<b>111 PATRINICOLA</b> Simone	21.004
7	<b>103 LA MAZZA</b> Francesco	12.671	7	<b>202 CLEMENTI PISANI</b> Albe	33.010	7	<b>111 PATRINICOLA</b> Simone	28.935	7	<b>212 POSTIGLIONE</b> Vito	21.011
8	<b>291 BUSNELLI</b> Max	12.680	8	<b>127 PERONI</b> Costantino	33.081	8	<b>212 POSTIGLIONE</b> Vito	29.015	8	<b>202 CLEMENTI PISANI</b> Albe	21.046
9	<b>207 MENDEZ</b> Andres	12.874	9	<b>217 BURATTI</b> Andrea	33.227	9	<b>217 BURATTI</b> Andrea	29.052	9	<b>217 BURATTI</b> Andrea	21.124
10	<b>217 BURATTI</b> Andrea	12.879	10	<b>207 MENDEZ</b> Andres	33.229	10	<b>207 MENDEZ</b> Andres	29.345	10	<b>207 MENDEZ</b> Andres	21.136
11	<b>272 RIVA</b> Giacomo	12.882	11	<b>103 LA MAZZA</b> Francesco	33.456	11	<b>103 LA MAZZA</b> Francesco	29.380	11	<b>103 LA MAZZA</b> Francesco	21.197
12	<b>127 PERONI</b> Costantino	12.919	12	<b>272 RIVA</b> Giacomo	33.811	12	<b>272 RIVA</b> Giacomo	29.549	12	<b>272 RIVA</b> Giacomo	21.411
13	<b>232 KOSIC</b> Matej	13.194	13	<b>232 KOSIC</b> Matej	33.977	13	<b>232 KOSIC</b> Matej	29.565	13	<b>232 KOSIC</b> Matej	21.622





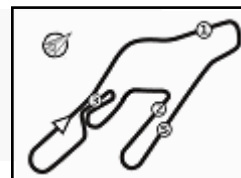
## ACI Racing Weekend Vallelunga, 15-16 Giugno 2024

### Campionato Italiano GT Endurance - Ideal Times Qualifying 3 GTCup

Vallelunga 4.085 m

No. Driver Entrant	Car	Seg. 1	Seg. 2	Seg. 3	Seg. 4	Ideal Time		
		Diff. 1	Diff. 2	Diff. 3	Diff. 4	Best Lap	Pos.	Diff.
1 <b>292 FONTANA A.</b> (CHE) CENTRI PORSCHE TICINO	Porsche 911 Cup 992	12.512	<b>32.468</b> +0.087	<b>28.380</b>	20.533 +0.191	<b>1'33.893</b> 1'34.171	1	0.278
2 <b>122 CAZZANIGA D.</b> (ITA) EBIMOTORS	Porsche 911 Cup 992	<b>12.396</b>	32.782 +0.035	28.655	<b>20.469</b>	<b>1'34.302</b> 1'34.337	2	0.035
3 <b>172 SEGÙ L.</b> (ITA) DL RACING	Lamborghini Huracán ST EVO 2	12.433	32.529	28.673	20.708	<b>1'34.343</b> 1'34.343	3	
4 <b>291 BUSNELLI M.</b> (ITA) CENTRI PORSCHE TICINO	Porsche 911 Cup 992	12.680 +0.014	32.806	28.533	20.651 +0.039	<b>1'34.670</b> 1'34.723	4	0.053
5 <b>111 PATRINICOLA S.</b> (ITA) BEST LAP	Ferrari 488 Challenge Evo	12.543	32.757	28.935	21.004 +0.244	<b>1'35.239</b> 1'35.483	5	0.244
6 <b>212 POSTIGLIONE V.</b> (ITA) BEST LAP	Ferrari 488 Challenge Evo	12.515	32.779 +0.036	29.015 +0.085	21.011 +0.098	<b>1'35.320</b> 1'35.539	6	0.219
7 <b>202 CLEMENTI PISANI A.</b> (I) HC RACING DIVISION	Lamborghini Huracán ST EVO 2	12.569 +0.123	33.010	28.809	21.046	<b>1'35.434</b> 1'35.557	7	0.123
8 <b>127 PERONI C.</b> (ITA) RACEVENT	Porsche 911 Cup 992	12.919	33.081	28.772	20.883	<b>1'35.655</b> 1'35.655	8	
9 <b>217 BURATTI A.</b> (ITA) EF RACING	Porsche 911 Cup 992	12.879 +0.096	33.227 +0.134	29.052	21.124 +0.035	<b>1'36.282</b> 1'36.547	9	0.265
10 <b>207 MENDEZ A.</b> (COL) INVICTUS CORSE	Lamborghini Huracán ST EVO 2	12.874	33.229	29.345	21.136 +0.144	<b>1'36.584</b> 1'36.728	10	0.144
11 <b>103 LA MAZZA F.</b> (ITA) EASY RACE	Ferrari 488 Challenge Evo	12.671 +0.101	33.456 +0.256	29.380 +0.043	21.197	<b>1'36.704</b> 1'37.104	11	0.400
12 <b>272 RIVA G.</b> (ITA) DL RACING	Lamborghini Huracán ST EVO 2	12.882 +0.089	33.811 +0.108	29.549	21.411 +0.184	<b>1'37.653</b> 1'38.034	12	0.381
13 <b>232 KOSIC M.</b> (SVN) LEMA RACING	Lamborghini Huracán ST EVO 2	13.194 +0.065	33.977	29.565	21.622 +0.265	<b>1'38.358</b> 1'38.688	13	0.330
<b>151 SCHOFIELD L.</b> (IRL) SR&R	Ferrari 488 Challenge Evo							
<b>Overall Ideal Time</b>		12.396	32.468	28.380	20.469	<b>1'33.713</b>		





# ACI Racing Weekend Vallelunga, 15-16 Giugno 2024

## Campionato Italiano GT Endurance - Analysis Qualifying 3 GTCup

103 Easy Race (1'37.104)								207 Invictus Corse (1'36.728)							
Lap	Seg.1	Seg.2	Seg.3	Seg.4	Lap Time	km/h	Local Time	Lap	Seg.1	Seg.2	Seg.3	Seg.4	Lap Time	km/h	Local Time
Francesco La Mazza								Andres Mendez							
1								1							
2	20.092	37.210	31.023	22.025	1'50.350P	231,8	20:18'55.465	2	19.656	36.610	30.851	21.998	1'49.115P	224,1	20:18'06.504
3	12.881	34.312	29.594	21.423	1'38.210	234,8	20:20'33.675	3	14.989	38.969	31.446	21.484	1'46.888	176,8	20:19'53.392
4	12.777	34.002	29.625	21.327	1'37.731	235,8	20:22'11.406	4	13.067	33.756	29.619	21.323	1'37.765	232,8	20:21'31.157
5	<b>12.671</b>	33.971	<b>29.380</b>	21.240	1'37.262	234,8	20:23'48.668	5	13.041	33.804	29.414	<b>21.136</b>	1'37.395	231,3	20:23'08.552
6	12.772	33.712	29.423	<b>21.197</b>	<b>1'37.104</b>	<b>236,3</b>	20:25'25.772	6	12.927	33.343	29.420	21.460	1'37.150	233,3	20:24'45.702
7	12.726	<b>33.456</b>	29.535			<b>236,3</b>		7	<b>12.874</b>	<b>33.229</b>	<b>29.345</b>	21.280	<b>1'36.728</b>	<b>233,8</b>	20:26'22.430

111 Best Lap (1'35.483)								212 Best Lap (1'35.539)							
Lap	Seg.1	Seg.2	Seg.3	Seg.4	Lap Time	km/h	Local Time	Lap	Seg.1	Seg.2	Seg.3	Seg.4	Lap Time	km/h	Local Time
Simone Patrinicola								Vito Postiglione							
1								1							
2	19.393	38.555	32.004	21.852	1'51.804P	204,2	20:18'28.986	2	19.043	38.483	33.475	21.884	1'52.885P	210,9	20:18'34.257
3	12.743	33.388	29.256	<b>21.004</b>	1'36.391	236,3	20:20'05.377	3	12.656	32.950	29.081	21.228	1'35.915	234,8	20:20'10.172
4	<b>12.543</b>	<b>32.757</b>	<b>28.935</b>	21.248	<b>1'35.483</b>	<b>237,4</b>	20:21'40.860	4	12.560	<b>32.779</b>	<b>29.015</b>	21.344	1'35.698	<b>235,3</b>	20:21'45.870
5	12.806	34.347	31.010	22.067	1'40.230	236,8	20:23'21.090	5	12.834	34.567	32.233	21.822	1'41.456	228,3	20:23'27.326
6	12.688	32.997	29.937			<b>237,4</b>		6	12.557	33.055	29.044	<b>21.011</b>	1'35.667	234,8	20:25'02.993
								7	<b>12.515</b>	32.815	29.100	21.109	<b>1'35.539</b>	<b>235,3</b>	20:26'38.532

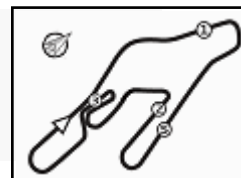
122 Ebimotors (1'34.337)								217 EF Racing (1'36.547)							
Lap	Seg.1	Seg.2	Seg.3	Seg.4	Lap Time	km/h	Local Time	Lap	Seg.1	Seg.2	Seg.3	Seg.4	Lap Time	km/h	Local Time
Daniele Cazzaniga								Andrea Buratti							
1								1							
2	18.878	35.434	31.854	26.179	1'52.345P	216,4	20:18'04.064	2	18.295	34.839	34.819	21.180	1'49.133P	226,9	20:18'10.516
3	12.558	33.118	28.664	20.519	1'34.859	231,8	20:19'38.923	3	13.161	34.595	30.424	21.142	1'39.322	224,5	20:19'49.838
4	<b>12.396</b>	32.817	<b>28.655</b>	<b>20.469</b>	<b>1'34.337</b>	231,8	20:21'13.260	4	12.963	<b>33.227</b>	29.391	21.174	1'36.755	230,3	20:21'26.593
5	12.508	<b>32.782</b>	35.080	21.792	1'42.162	231,8	20:22'55.422	5	<b>12.879</b>	33.433	29.506	<b>21.124</b>	1'36.942	230,3	20:23'03.535
6	12.490	32.807	38.806			<b>232,3</b>		6	12.975	33.361	<b>29.052</b>	21.159	<b>1'36.547</b>	230,8	20:24'40.082
								7	12.945	33.270	1'07.240	24.334	2'17.789	<b>231,8</b>	20:26'57.871

127 Racevent (1'35.655)								232 LEMA Racing (1'38.688)							
Lap	Seg.1	Seg.2	Seg.3	Seg.4	Lap Time	km/h	Local Time	Lap	Seg.1	Seg.2	Seg.3	Seg.4	Lap Time	km/h	Local Time
Costantino Peroni								Matej Kosic							
1								1							
2	19.239	41.916	34.360	22.035	1'57.550P	138,6	20:18'45.638	2	18.784	35.842	35.745	22.629	1'53.000P	229,8	20:18'38.034
3	13.381	34.608	29.568	21.406	1'38.963	230,3	20:20'24.601	3	13.303	34.040	30.181	21.720	1'39.244	231,8	20:20'17.278
4	13.109	34.182	29.025	21.166	1'37.482	231,3	20:22'02.083	4	13.259	<b>33.977</b>	<b>29.565</b>	21.887	<b>1'38.688</b>	229,3	20:21'55.966
5	13.145	33.633	28.960	20.910	1'36.648	232,8	20:23'38.731	5	<b>13.194</b>	34.301	29.761	21.947	1'39.203	229,8	20:23'35.169
6	<b>12.919</b>	<b>33.081</b>	<b>28.772</b>	<b>20.883</b>	<b>1'35.655</b>	<b>233,3</b>	20:25'14.386	6	13.224	34.237	29.754	<b>21.622</b>	1'38.837	<b>232,3</b>	20:25'14.006
7	13.114	35.789	32.633		194,9			7	13.201	34.395	30.524			228,8	

172 DL Racing (1'34.343)								272 DL Racing (1'38.034)							
Lap	Seg.1	Seg.2	Seg.3	Seg.4	Lap Time	km/h	Local Time	Lap	Seg.1	Seg.2	Seg.3	Seg.4	Lap Time	km/h	Local Time
Luca Segù								Giacomo Riva							
1								1							
2	20.011	36.594	29.257	21.534	1'47.396P	208,1	20:17'54.619	2	19.774	36.970	31.762	25.305	1'53.811P	225,9	20:18'02.540
3	12.590	32.679	28.824	20.781	1'34.874	<b>231,3</b>	20:19'29.493	3	13.009	34.189	30.301	<b>21.411</b>	1'38.910	229,8	20:19'41.450
4	<b>12.433</b>	<b>32.529</b>	<b>28.673</b>	<b>20.708</b>	<b>1'34.343</b>	<b>231,3</b>	20:21'03.836	4	12.971	33.919	<b>29.549</b>	21.595	<b>1'38.034</b>	230,3	20:21'19.484
5	13.162	38.822	32.498		161,0			5	13.533	34.865	30.322	21.457	1'40.177	229,3	20:22'59.661

202 HC Racing Division (1'35.557)								291 Centri Porsche Ticino (1'34.723)							
Lap	Seg.1	Seg.2	Seg.3	Seg.4	Lap Time	km/h	Local Time	Lap	Seg.1	Seg.2	Seg.3	Seg.4	Lap Time	km/h	Local Time
Alberto Clementi Pisani								Max Busnelli							
1								1							
2	19.853	38.541	31.551	22.760	1'52.705P	164,9	20:18'05.191	2	17.517	39.677	35.865	21.561	1'54.620P	180,3	20:19'09.836
3	12.739	33.655	29.295	25.274	1'40.963	241,6	20:19'46.154	3	12.758	33.145	28.585	20.874	1'35.362	229,8	20:20'45.198
4	12.622	33.219	28.955	21.078	1'35.874	241,1	20:21'22.028	4	12.745	32.919	28.688	20.666	1'35.018	230,3	20:22'20.216
5	<b>12.569</b>	33.105	29.025	21.323	1'36.022	<b>242,2</b>	20:22'58.050								
6	12.766	33.184	29.148	21.166	1'36.264	241,6	20:24'34.314								
7	12.692	<b>33.010</b>	<b>28.809</b>	<b>21.046</b>	<b>1'35.557</b>	<b>242,2</b>	20:26'09.871								

15/06/2024 P = Pits In/Out - C = Lap Time Cancelled



Vallelunga 4.085 m

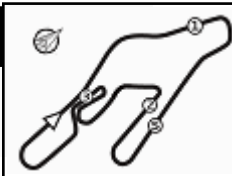
## ACI Racing Weekend Vallelunga, 15-16 Giugno 2024

### Campionato Italiano GT Endurance - Analysis Qualifying 3 GTCup

5	12.760	32.965	28.695	<b>20.651</b>	1'35.071	230,8	20:23'55.287
6	<b>12.680</b>	32.958	28.566	20.728	1'34.932	<b>232,8</b>	20:25'30.219
7	12.694	<b>32.806</b>	<b>28.533</b>	20.690	<b>1'34.723</b>	230,8	20:27'04.942

292 Centri Porsche Ticino (1'34.171)							
Lap	Seg.1	Seg.2	Seg.3	Seg.4	Lap Time	km/h	Local Time
Alex Fontana							
1							
2	19.202	35.769	30.787	23.891	1'49.649P	210,5	20:17'59.507
3	12.627	32.595	28.688	20.697	1'34.607	231,8	20:19'34.114
4	<b>12.512</b>	32.555	<b>28.380</b>	20.724	<b>1'34.171</b>	232,8	20:21'08.285
5	12.584	<b>32.468</b>	28.628	20.690	1'34.370	232,8	20:22'42.655
6	12.795	36.800	32.596	21.275	1'43.466	226,4	20:24'26.121
7	12.553	32.615	28.488	<b>20.533</b>	1'34.189	<b>233,3</b>	20:26'00.310





# ACI Racing Weekend Vallelunga, 15-16 Giugno 2024

## Campionato Italiano GT Endurance - Qualifying Practices

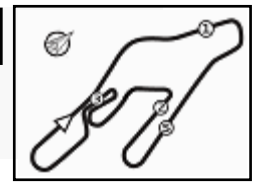
Vallelunga 4.085 m

No. Entrant	Team	Car	Class	QP1	QP2	QP3	Time	Gap	Rel.	Laps
1	27 Scuderia Baldini	SCUDERIA BALDINI	Ferrari 296	GT3-GT3PF	1'31.529	1'31.410	<b>1'31.065</b>	<b>4'34.004</b>		13
2	7 BMW Italia Ceccato Racing	BMW ITALIA CECCATO RACING	BMW G82 M4	GT3-GT3PF	1'31.879	1'32.068	<b>1'31.559</b>	<b>4'35.506</b>	1.502	1.502 14
3	12 Tresor Audi Sport Italia	TRESOR AUDI SPORT ITALIA	Audi R8 LMS	GT3-GT3PF	1'32.103	1'31.936	<b>1'31.597</b>	<b>4'35.636</b>	1.632	0.130 17
4	17 EF Racing	EF RACING	Porsche 911 R 992	GT3-GT3PF	1'32.042	1'32.146	<b>1'31.522</b>	<b>4'35.710</b>	1.706	0.074 17
5	51 AF Corse	AF CORSE	Ferrari 488	GT3-GT3PA	1'32.270	1'32.686	<b>1'30.838</b>	<b>4'35.794</b>	1.790	0.084 16
6	19 VSR	VSR	Lamborghini Huracán EVO 2	GT3-GT3PF	1'32.060	1'32.226	<b>1'31.581</b>	<b>4'35.867</b>	1.863	0.073 14
7	16 AKM Motorsport	AKM MOTORSPORT	Mercedes AMG	GT3-GT3PA	1'32.785	1'32.006	<b>1'31.440</b>	<b>4'36.231</b>	2.227	0.364 15
8	8 BMW Italia Ceccato Racing	BMW ITALIA CECCATO RACING	BMW G82 M4	GT3-GT3PA	1'32.924	1'31.961	<b>1'31.462</b>	<b>4'36.347</b>	2.343	0.116 15
9	50 AF Corse	AF CORSE	Ferrari 296	GT3-GT3PA	1'32.602	1'32.787	<b>1'31.676</b>	<b>4'37.065</b>	3.061	0.718 18
10	66 VSR	VSR	Lamborghini Huracán EVO 2	GT3-GT3PA	1'32.724	1'32.915	<b>1'31.961</b>	<b>4'37.600</b>	3.596	0.535 15
11	85 Imperiale Sport Car Service	IMPERIALE SPORT CAR SERVICE	Lamborghini Huracán EVO 2	GT3-GT3PA	1'33.430	1'32.652	<b>1'31.886</b>	<b>4'37.968</b>	3.964	0.368 14
12	63 VSR	VSR	Lamborghini Huracán EVO 2	GT3-GT3PA	1'32.586	<b>1'32.500</b>	1'33.556	<b>4'38.642</b>	4.638	0.674 14
13	5 L&A Infinity	L&A INFINITY	Aston Martin Vantage AMR	GT3-GT3PA	1'33.555	1'33.254	<b>1'32.049</b>	<b>4'38.858</b>	4.854	0.216 17
14	75 Double TT Racing	DOUBLE TT RACING	Ferrari 488	GT3-GT3AM	1'32.801	<b>1'32.324</b>	1'33.908	<b>4'39.033</b>	5.029	0.175 16
15	33 Auto Sport Racing	STAR PERFORMANCE	Lamborghini Huracán EVO 2	GT3-GT3AM	1'33.393	1'34.470	<b>1'31.821</b>	<b>4'39.684</b>	5.680	0.651 14
16	28 Nova Race Events	NOVA RACE EVENTS	Mercedes AMG	GT3-GT3AM	1'33.996	1'33.777	<b>1'32.216</b>	<b>4'39.989</b>	5.985	0.305 17
17	77 Nova Race Events	NOVA RACE EVENTS	Honda NSX Acura	GT3-GT3AM	1'34.499	<b>1'32.760</b>	1'33.061	<b>4'40.320</b>	6.316	0.331 17
18	99 Tresor Audi Sport Italia	TRESOR AUDI SPORT ITALIA	Audi R8 LMS	GT3-GT3PF	1'37.807	1'31.886	<b>1'31.837</b>	<b>4'41.530</b>	7.526	1.210 13
19	172 DL Racing	DL RACING	Lamborghini Huracán ST EVO 2	GTC-GTC1I	<b>1'34.337</b>	1'35.925	1'34.343	<b>4'44.605</b>	10.601	3.075 8
20	127 Racevent	RACEVENT	Porsche 911 Cup 992	GTC-GTC2I	1'34.994	<b>1'34.387</b>	1'35.655	<b>4'45.036</b>	11.032	0.431 13
21	54 Imperiale Sport Car Service	IMPERIALE SPORT CAR SERVICE	Lamborghini Huracán EVO 2	GT3-GT3AM	1'34.734	<b>1'33.848</b>	1'36.585	<b>4'45.167</b>	11.163	0.131 17
22	202 HC Racing Division	HC RACING DIVISION	Lamborghini Huracán ST EVO 2	GTC-GTC1I	1'35.671	1'35.731	<b>1'35.557</b>	<b>4'46.959</b>	12.955	1.792 19
23	291 Centri Porsche Ticino	CENTRI PORSCHE TICINO	Porsche 911 Cup 992	GTC-GTC2I	1'37.406	1'35.188	<b>1'34.723</b>	<b>4'47.317</b>	13.313	0.358 14
24	111 Best Lap	BEST LAP	Ferrari 488 Challenge Evo	GTC-GTC1I	1'36.249	1'36.010	<b>1'35.483</b>	<b>4'47.742</b>	13.738	0.425 15
25	272 DL Racing	DL RACING	Lamborghini Huracán ST EVO 2	GTC-GTC1I	<b>1'35.235</b>	1'35.840	1'38.034	<b>4'49.109</b>	15.105	1.367 13
26	212 Best Lap	BEST LAP	Ferrari 488 Challenge Evo	GTC-GTC1I	1'37.306	1'36.638	<b>1'35.539</b>	<b>4'49.483</b>	15.479	0.374 17
27	122 Ebimotors	EBIMOTORS	Porsche 911 Cup 992	GTC-GTC2I	1'40.182	1'35.151	<b>1'34.337</b>	<b>4'49.670</b>	15.666	0.187 15
28	217 EF Racing	EF RACING	Porsche 911 Cup 992	GTC-GTC2I	1'37.269	<b>1'36.307</b>	1'36.547	<b>4'50.123</b>	16.119	0.453 19
29	32 Auto Sport Racing	STAR PERFORMANCE	Lamborghini Huracán EVO 2	GT3-GT3AM	1'38.322	1'37.908	<b>1'35.175</b>	<b>4'51.405</b>	17.401	1.282 12
30	103 Easy Race	EASY RACE	Ferrari 488 Challenge Evo	GTC-GTC1I	1'38.147	1'37.205	<b>1'37.104</b>	<b>4'52.456</b>	18.452	1.051 16
31	292 Centri Porsche Ticino	CENTRI PORSCHE TICINO	Porsche 911 Cup 992	GTC-GTC2I	1'38.979	1'39.432	<b>1'34.171</b>	<b>4'52.582</b>	18.578	0.126 15
32	207 Invictus Corse	INVICTUS CORSE	Lamborghini Huracán ST EVO 2	GTC-GTC1I	1'38.487	1'37.441	<b>1'36.728</b>	<b>4'52.656</b>	18.652	0.074 17
33	232 LEMA Racing	LEMA RACING	Lamborghini Huracán ST EVO 2	GTC-GTC1I	1'43.227	1'40.356	<b>1'38.688</b>	<b>5'02.271</b>	28.267	9.615 16
34	151 SR&R	SR&R	Ferrari 488 Challenge Evo	GTC-GTC1I	1'37.046	<b>1'36.849</b>		<b>3'13.895</b>		6
35	55 Nova Race Events	NOVA RACE EVENTS	Honda NSX Acura	GT3-GT3PA	<b>1'33.386</b>			<b>1'33.386</b>		3

Stewards : Valerio Brizzolari Gabriele Lancieri Roberto Sardelli

15/06/2024

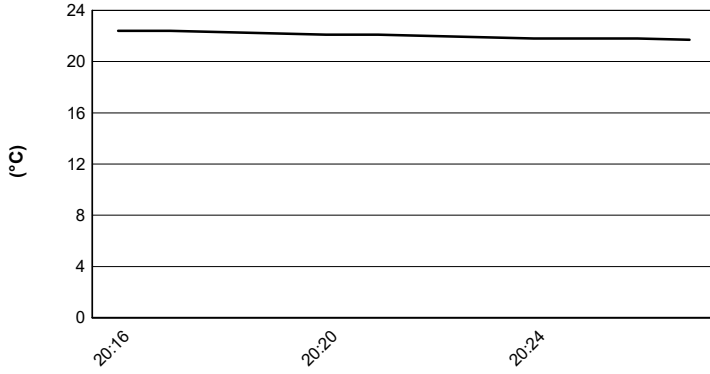




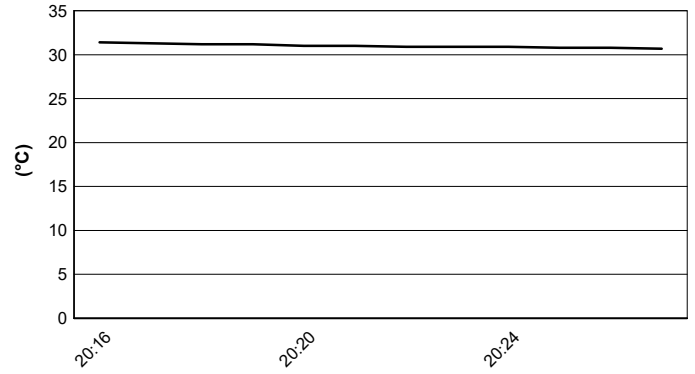
Vallelunga 4.085 m

**ACI Racing Weekend Vallelunga, 15-16 Giugno 2024**  
**Campionato Italiano GT Endurance - Weather Report Qualifying 3 GTCup**  
Session started 20:16 - Session ended 20:27

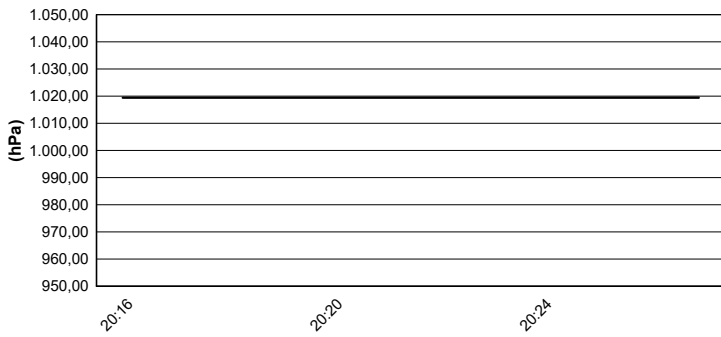
**Air Temperature**



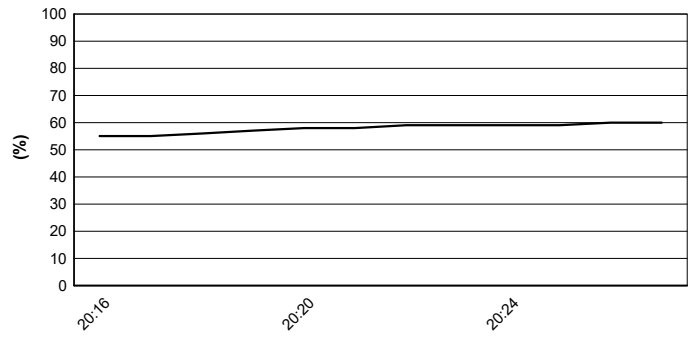
**Track Temperature**



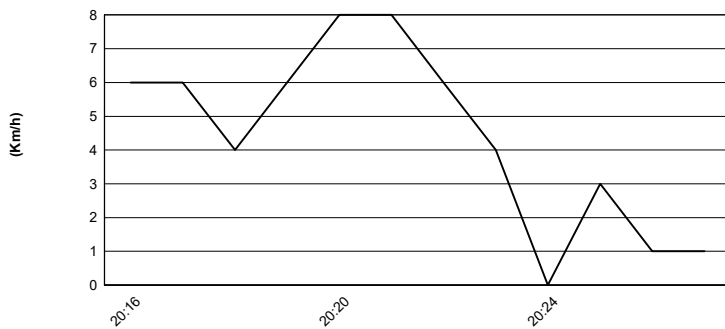
**Air Pressure**



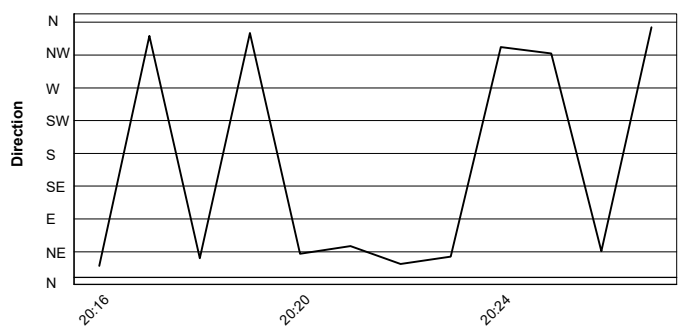
**Humidity**



**Wind Speed**



**Wind Direction**



15/06/2024

